

一、Listen and check 仔細聽，將正確字母打勾 (16分)

1. N () R () V ()

2. o () p () q ()

3. X () S () Z ()

4. y () w () t ()

5. Q () O () U ()


6. q () p () y ()

7. U () V () W ()

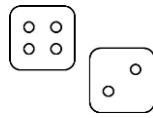
8. r () n () t ()

二、Listen and Circle 仔細聽，將正確的單字圖圈起來 (10分)

1.




2.



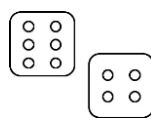
3.



4.



5.



三、Listen and number 仔細聽，將聽到的單字標示順序 (8分)

1.

()



2.

()



3.

()



4.

()




四、Listen and mark O or X 仔細聽，將聽到兩個單字的開頭字首發音相同畫 O，不同畫 X (10分)


1. ()



2. ()





3. ()



4. ()



5. ()



五、Listen and choose 仔細聽，看圖選出最適當地回應句 (8分)

1. ()



① Yes, I am.

② No, I'm not. I'm sad.

2. ()



① Yes, I am.

② No, I'm not. I'm happy.

3. ()



① Yes, I am.

② No, I'm not. I'm tired.




4. ()









① Yes, I am.

② No, I'm not. I'm sad.


六、Look and Write 觀察字母排列的規則，想一想空格中應填入的字母並寫出大寫或小寫字母（6分）

1. 
2. 
3. 

七、Read and Circle 讀一讀句子，依句意圈出正確的圖片（8分）

1. Good job.  
2. I'm sad.  
3. I'm tired.  

4. A: Are you tired?
B: No, I'm not. I'm happy.



八、Read and Write 讀一讀，將正確的格線位置抄寫

1. Are you happy?(10分)


.....
.....
.....

2. He is strong.

.....
.....
.....

九、Read and Circle 讀一讀句子，依句意圈出正確的圖片（8分）

1. She's short.



2. He's strong.



3. He's tall.




4. I'm strong.



十 Read and Connect 生活情境—連線題(4分)

Ann 和 Tim 放學後到公園玩耍。請觀察圖片，將他們的名字和情緒連線配對。



- (1) Tim • angry
 happy
- (2) Ann • sad
 happy

十一、Read and Check 生活情境—勾選題

1. Danny 弄丟了心愛的玩具，他急忙跑去失物招領詢問服務人員，請將符合圖意的句子打勾。(6分)



- Danny is happy.
 Danny is sad.

2. Bob 正在玩拼圖，但似乎並不太順利，請將符合圖意的句子打勾。



- Bob is angry.
 Bob is happy.

十二、Draw 畫圖題: 你今天的心情如何呢?請畫出你的心情並寫上英文 happy, angry, tired, sad 擇一(6分)

.....
.....
.....